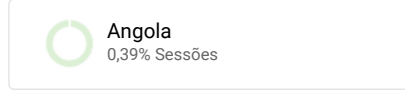
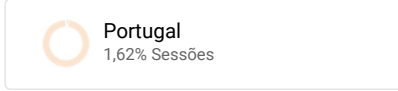
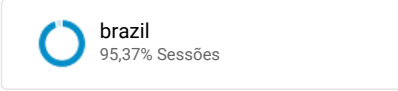
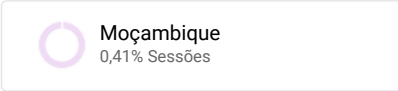


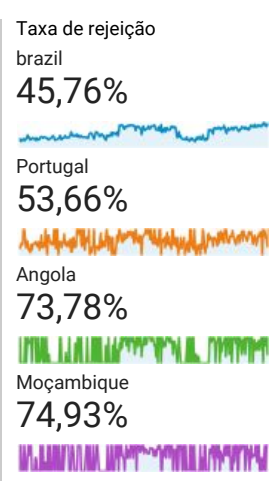
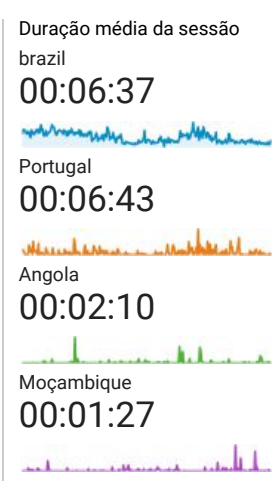
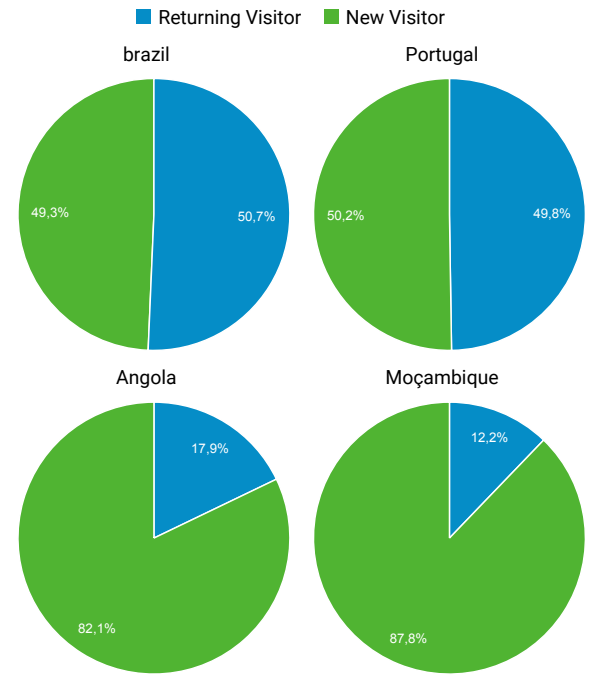
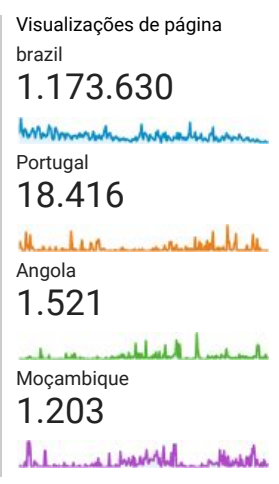
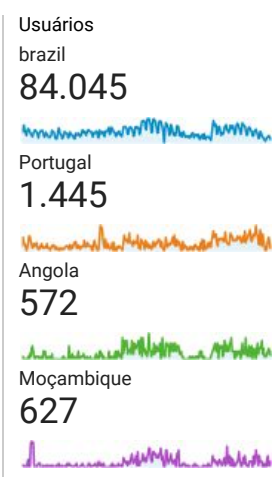
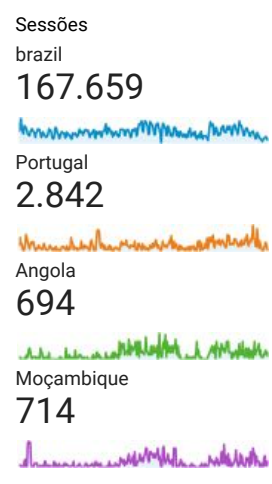
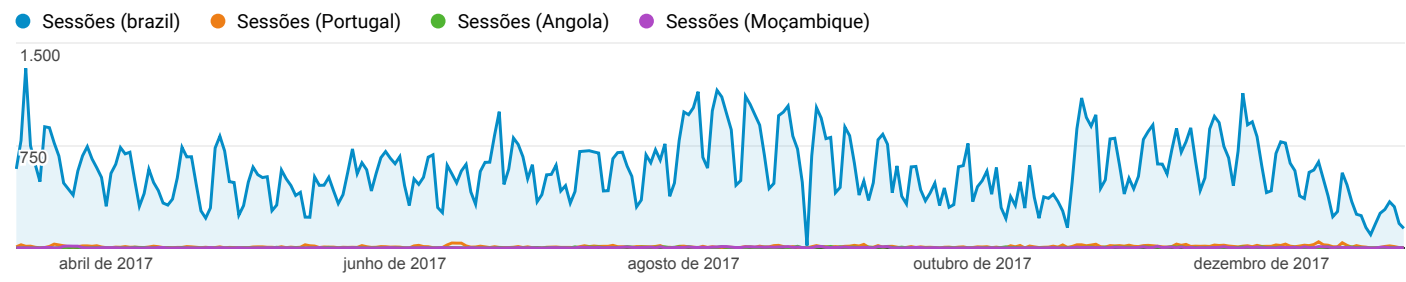
### Visão geral do público-alvo



13 de mar de 2017 - 31 de dez



**Visão geral**



Porcentagem de novas sessões

brazil

49,32%



Portugal

50,25%



Angola

82,13%



Moçambique

87,82%



Resolução de tela	Sessões	Porcentagem do Sessões
<b>1. 360x640</b>		
brazil	34.583	62,66%
Portugal	350	63,52%
Angola	92	25,41%
Moçambique	55	12,64%
<b>2. 320x534</b>		
brazil	4.289	7,77%
Portugal	14	2,54%
Angola	29	8,01%
Moçambique	50	11,49%
<b>3. 320x568</b>		
brazil	3.479	6,30%
Portugal	30	5,44%
Angola	2	0,55%
Moçambique	4	0,92%
<b>4. 320x570</b>		
brazil	2.139	3,88%
Portugal	22	3,99%
Angola	16	4,42%
Moçambique	5	1,15%
<b>5. 375x667</b>		
brazil	1.867	3,38%
Portugal	31	5,63%
Angola	17	4,70%
Moçambique	1	0,23%
<b>6. 320x480</b>		
brazil	1.303	2,36%
Portugal	9	1,63%
Angola	26	7,18%
Moçambique	63	14,48%
<b>7. 768x1024</b>		
brazil	1.018	1,84%
Portugal	23	4,17%
Angola	10	2,76%
Moçambique	1	0,23%

8. 414x736

brazil	665		1,20%
Portugal	10		1,81%
Angola	3		0,83%
Moçambique	3		0,69%

9. 600x1024

brazil	531		0,96%
Portugal	1		0,18%
Angola	10		2,76%
Moçambique	2		0,46%

10. 480x800

brazil	502		0,91%
Portugal	2		0,36%
Angola	11		3,04%
Moçambique	6		1,38%